



Winter Mood Caption

How does the cold weather feel?

Key Words



Caption

Words under a photo that tell us what is happening.



Mood

The feeling a place or person has. Like happy or sad.



Setting

Where the story takes place. A place or time.



Adjective

A describing word. It tells us what something is like.

Do Now: Sort the Clothes



Sort clothes into two groups: **Winter** (warm) and **Summer** (cool).

Winter: Coat, Scarf, Gloves

Summer: Sunglasses, T-shirt, Shorts



The King's Castle

The Story

This is Sicily. The King is Leontes.

It is very cold here. The King is not happy.

The weather matches his mood. The winter makes him feel lonely.

Model: The Snow is White

Our Task

We need a caption for this winter scene.

A Good Caption

The snow is white.

This uses an adjective. It tells us about the setting.



Try: Finish the Sentence



The wind is... cold, fast, or loud.
Adjectives describe nouns.



Word Bank for Mood

Pick a Mood Word

Which word fits the winter scene best?

Words:

- **Cold** (low temperature)
- **Sad** (unhappy feeling)
- **White** (color of snow)
- **Dark** (not much light)
- **Sharp** (biting pain)
- **Ice** (frozen water)

Support: Sentence Starters

Start Here

Use these frames to help you write.

Option 1:

The winter is _____.

Option 2:

The castle looks _____.

Extension:

The weather is _____ because the King is sad.



Independent Task: Write a Caption



Majestic. Leontes' castle stands tall.

Review: Peer Check



Swap your book with a partner.

Check Their Work

1. **Circle** the capital letter at the start.
2. **Circle** the full stop at the end.
3. **Tick** if the mood word makes sense.

Fix It

If something is missing, help them fix it now.

Discuss!



Discussion: Why does it fit?

Why does the word 'Cold' fit this picture and the King's feelings?

Discuss!



You might have said...

The weather is freezing.

The King feels alone and unfriendly.

It matches his sad mood.

Exit Ticket



Answer the two questions to finish.

1. What I learned

Today I learned to use a _____ word to describe a scene.

2. What I will try next time

Next time I will try to link the weather to the _____.



Advice to the King

Using 'Because' to Give Reasons

Recap: Winter Mood

Question 1:

What is a word for how the snow feels?

Question 2:

How might the King feel in the winter?

Question 3:

What colour is the snow?



Answers on the next slide...

Recap: Winter Mood



Answer 1:

Cold

Answer 2:

Sad

Answer 3:

White

Do Now: Stop or Go?

Answers on the next
slide...

The King is angry. Should he shout at his friend?

1. Yes, shout loud

2. No, stay calm

3. Run away

4. Cry a lot

Do Now: Stop or Go?



The King is angry. Should he shout at his friend?

1. Yes, shout loud

2. **No, stay calm**

3. Run away

4. Cry a lot

Key Words



Advice

Telling someone what they should do.



Reason

The 'why'.
Because of something.



Conjunction

A word that joins two ideas.



Calm

Quiet and not angry.

Teach: The Model



The Problem

King Leontes is very sad and angry.

The Advice

He needs to look at the good things.

The Full Model

Be happy because your son is here.

Fill in the blanks

Listen to Hermione _____ she tells the truth.

Word bank 

because, so, but, and

Answers on the next slide...

Fill in the blanks



Listen to Hermione **because** she tells the truth.

Word bank 

because, so, but, and

Match the words with the definitions

1.

Trust

a) People in your home like mum or dad

2.

Family

b) Someone you like and know well

3.

Friend

c) Believing that someone is good

4.

Kind

d) Being nice and helpful

Match the words with the definitions



1.

Trust

c) Believing that someone is good

2.

Family

a) People in your home like mum or dad

3.

Friend

b) Someone you like and know well

4.

Kind

d) Being nice and helpful

Task: Write a Note

You should stay calm because... trust your friend and family. Listen to the truth. Be kind.



Check: Which is Best?

Answers on the next
slide...

Choose the best advice for a friend who is sad.

1. Go to sleep

2. Talk to me because I care

3. Be quiet

4. Run away fast

Check: Which is Best?



Choose the best advice for a friend who is sad.

1. Go to sleep

2. **Talk to me because I care**

3. Be quiet

4. Run away fast

Discuss!



Extension: What If?

What might happen if the King does not listen to advice?

Discuss!




You might have said...

He might stay sad.

He might lose his friends.

He might make a bad choice.

Review: Read to a Partner



Read your note to a partner.

1. Speak clearly.
2. Check your 'because' reason.
3. Say one thing you like about their note.



Exit Ticket

What I Learned

I can use 'because' to give a reason.

What I Will Try Next Time

I will write two sentences for my advice.



Lost and Found Recount

Using 'First', 'Next', and 'Finally'

Key Vocabulary

Sequence

Order of events. What happens first, then next.

Connective

A joining word. Words like 'First' or 'Next' that link ideas.

Recount

Telling a story. Explaining what happened in the past.

Order

The right way. Putting things in the correct sequence.



Recap: Advice Quiz

Answers on the next
slide...

What word did we use last lesson to give a reason?

1. Because

2. So

3. But

4. Then

Recap: Advice Quiz



What word did we use last lesson to give a reason?

1.

Because

2.

So

3.

But

4.

Then

Whats the right order?

Answers on the next
slide...

Put these morning steps in the right order.

Eat breakfast

Brush teeth

Get dressed

Wake up

Whats the right order?



Put these morning steps in the right order.

Eat breakfast

1.

Wake up

2.

Get dressed

3.

Brush teeth

4.



The Story of Perdita

The King's Anger

King Leontes was very angry. He thought his wife was unkind.

The Baby in Danger

Baby Perdita was in danger. A kind sailor took her away to keep her safe.

The Storm

A big storm hit the boat. The baby was left on the coast of Bohemia.

How to Write a Recount



Start with 'First'

Tell what happened at the beginning.

Use 'Next'

Tell what happens in the middle.

End with 'Finally'

Tell how the story ends.



Teach: Model Sentence



Model Example

First, the boat arrived at the beach.

Why this works

1. Starts with the word **First**.
2. Tells us **what** happened.
3. Short and clear.

Fill in the blanks

Next, the man left the baby _____ the _____.

Word bank 

in, forest, on, sea, under, boat

Answers on the next slide...

Fill in the blanks



Next, the man left the baby **in** the **forest**.

Word bank 

in, forest, on, sea, under, boat

Independent: Write Perdita's Journey



Write three steps to tell the story of Perdita.

Support:

- Word bank: First, Next, Finally, Baby, Forest, Found, Safe.
- Start with: 'First, the baby was...'

Stretch:

- Add a feeling word to each step (e.g., 'scared', 'cold', 'safe').

True or False

The word 'Finally' is used to start the first sentence of a story.



TRUE



FALSE

Answers on the next slide...

True or False



The word 'Finally' is used to start the first sentence of a story.



FALSE

No. 'Finally' is used for the end. 'First' is used for the beginning.

Success Steps

Did you...?

1. Put the pictures in order?
2. Use 'First' and 'Next'?
3. Use 'Finally' for the end?

Quality Check

Read your story back. Does it make sense?



Exit Ticket



Answer these two questions:

1. What I learned today: _____
2. What I will try next time: _____



Invitation to the Spring Fair

Let's Plan a Party!

Key Words



Invitation

A note asking someone to come to an event.



Location

The place where the event happens.



Details

The facts like the time, date, and place.

Story Quiz



Question 1:

What happened first in the story?

Question 2:

Who found the baby?

Question 3:

Where was the baby left?

Answers on the next slide...

Story Quiz



Answer 1:

The baby was found.

Answer 2:

The Shepherd.

Answer 3:

In Bohemia.

Discuss!



Come to my Party!

Where: My House

When: _____ ?

Spot the Missing Info

Look at this party invite. What important thing is missing?

Discuss!



You might have said...

The time is missing

We do not know when to go

The invite is not finished

The Spring Fair



The Event

We are having a **Spring Fair** at the farm.

The Job

We need to write an invitation.

Why?

To tell friends when and where to come.

Model: Join Us!

The Sentence

Join us at the farm at 2pm.

What did we use?

- **Where:** at the farm
- **Time:** at 2pm

Enat nat in,
fauu lng hocde

Your Turn: Fix the Date



Finish this sentence with a day of the week.

**'Please come to the fair on
_____.'**

Check Your Work

Answers on the next
slide...

Which sentence tells us the time?

1. The fair is at the farm.

2. The fun starts at 2pm.

3. Please bring a friend.

4. We will eat food.

Check Your Work



Which sentence tells us the time?

1. The fair is at the farm.

2. **The fun starts at 2pm.**

3. Please bring a friend.

4. We will eat food.

Draft Your Invite



Your Task

Write an invitation for the Spring Fair.

What to include

- **Where:** The Farm
- **When:** (Choose a time)

Challenge

Add a reason to come!

- 'We have great food!'
- 'The music is loud!'



Get creative

Create Your Card


Write your invitation on the lines below.

Remember:

1. Say **Where** it is.
2. Say **When** it is.
3. Use a capital letter for names.

What you'll need:  

Pen, Worksheet



True or False and why?

You do not need capital letters for place names.



TRUE



FALSE

Now it's time to explain why...

True or False and why?

You do not need capital letters for place names.



Why is that?

- a) True. Small letters are fine for names.
- b) False. Names like 'Farm' need a capital letter.

Answers on the next slide...


True or False and why?



You do not need capital letters for place names.



Why is that?

- a) True. Small letters are fine for names.
- b) False. Names like 'Farm' need a capital letter. 

Exit Ticket

What I learned

I learned to write the time and place.



Next time

I will check my capital letters.



Instructions for a Celebration

Setting up the Festival Tables

Recap: Invitation Quiz

Answers on the next
slide...

What must you include on an invitation?

1. When the party is

2. Your favourite colour

3. A long story

4. A map of the world

Recap: Invitation Quiz



What must you include on an invitation?


1. When the party is

2. Your favourite colour

3. A long story

4. A map of the world

Whats the right order?



Answers on the next
slide...

Put these steps in the right order.

Add milk and sugar if you like

Boil the water in the kettle

Put the tea bag in the mug

Pour the hot water into the mug

Whats the right order?



Put these steps in the right order.

Boil the water in the kettle

1.

Put the tea bag in the mug

2.

Pour the hot water into the mug

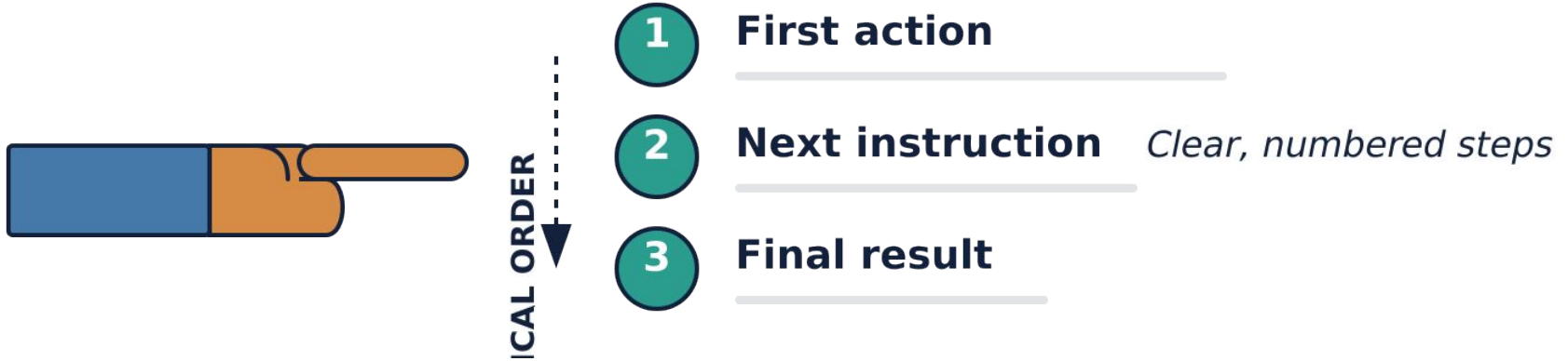
3.

Add milk and sugar if you like

4.

What is an Instruction?

An instruction tells you **how** to do something.
It gives clear steps to follow.



Good instructions help people do a job safely and well.

Start with a Verb

Imperative Verbs

Start each step with a **bossy verb**.

- Put
- Set
- Wash
- Carry

This tells someone exactly what to do.





The Job: Festival Tables

We are setting up the **Spring Fair**.

Your job is to write instructions for laying out the cutlery and plates.

Model: Step One

1. Put the cloth on the table.

- Starts with a number (1).
- Starts with a verb (**Put**).
- Clear and simple.



Fill in the blanks

2. _____ the plates in a _____.

Word bank 

Place, row, Put, line, Go, circle

Answers on the next slide...

Fill in the blanks



2. **Place** the plates in a **row**.

Word bank 

Place, row, Put, line, Go, circle

Your Turn: Write the Steps



Write **4 steps** for the festival job.

Word Bank

Put, Set, Wash, Give, Carry, First, Plates, Cups.

Sentence Starter

Extension

Use the word '**carefully**'.

Independent Task



Write your numbered list for setting the tables.

1. Start with number 1.
2. Use a verb at the start.
3. Write 4 steps in order.

Discuss!



Review: Check Your Steps

Read step 1 to your partner. Can they do it?

Discuss!



You might have said...

Does it start with a verb?

Is it clear what to do?



Exit Ticket

What I learned:

I can write a numbered list.

What I will try next time:

I will use more verbs.



Dialogue for Repair

How to say sorry and fix a problem

Recap: Instructions



Question 1:

What word starts an instruction?

Question 2:

Give an instruction verb.

Question 3:

Why do we number instructions?

Answers on the next slide...

Recap: Instructions



Answer 1:

A verb (action word)

Answer 2:

Put, Set, Wash, Carry

Answer 3:

To show the right order

Match the words with the pictures

1.

Glue

2.

Apology

3.

Clean

4.

Money

a)



b)



c)



d)



Match the words with the pictures



d)



1.

Glue

b)



3.

Clean

a)



2.

Apology


c)



4.


Money

Key Vocabulary



Dialogue

A talk between two people.




Apology

Saying you are sorry for a wrong.



Repair

To fix something that is broken.



Script

The words you plan to say.



How to Repair a Friendship

The Problem

Sometimes we hurt our friends. We might be mean or break things.

The Fix

We need to do two things:

1. **Say sorry.** (Admit the mistake)
2. **Offer a fix.** (Make it right)

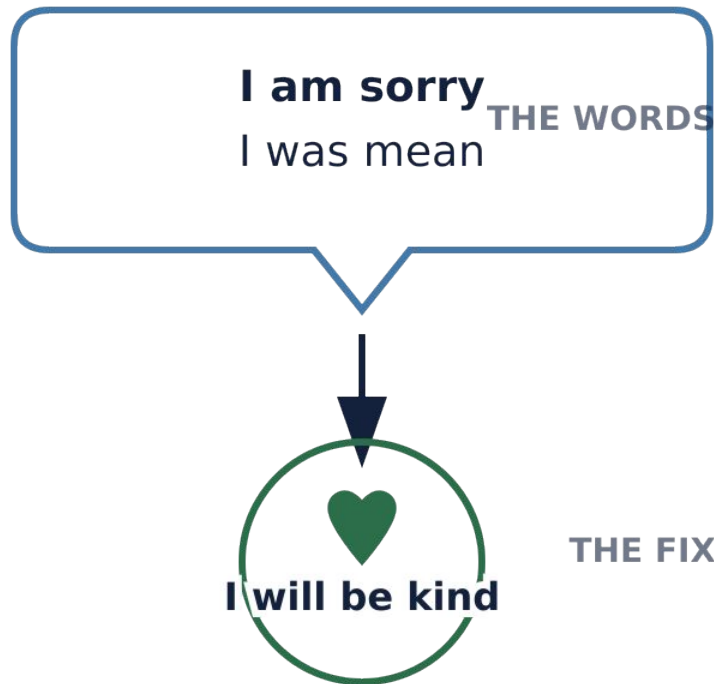
Model: The Dialogue

Character A

'I am sorry I was mean. I will be kind now.'

Why this works

1. It says **I am sorry**.
2. It says **what I did** (was mean).
3. It says **the fix** (will be kind).



Fill in the blanks

I am sorry I lost it. I will _____.

Word bank 

find it, buy a new one, look for it, run away, hide it, break it

Answers on the next slide...

Fill in the blanks



I am sorry I lost it. I will **find it**.

Word bank 

find it, buy a new one, look for it, run away, hide it, break it

True or False

An apology needs a fix to work well.



TRUE



FALSE

Answers on the next slide...

True or False  



An apology needs a fix to work well.



TRUE

Yes! Saying sorry is good. But fixing the problem makes it better.

Independent: Leontes and Camillo

Your Task

Write a dialogue. Leontes has done something wrong to Camillo.

Leontes needs to say:

1. 'I am sorry because...'
2. 'I will...'

Use the word bank to help you.



Support: Word Bank



Words to use:

Sorry, Fix, Help, Forgive, Friend, Wrong, Right.

Sentence Starters:

- 'I am sorry because I...'
- 'I will...'

Extension: Use 'instead' to show the change.

Review: Roleplay in Pairs



Work with a partner.

1. **Person A:** Say the sorry line.
2. **Person B:** Say 'I forgive you'.
3. **Swap roles.**

Can you say it with feeling?



Exit Ticket

What I learned

An apology has two parts: saying sorry and offering a fix.

What I will try next time

I will use this script when I make a mistake with a friend.



News Headline Facts

Write a report about the statue!

Recap: Apology Quiz



Question 1:

What do you say to fix a mistake?

Question 2:

Who did Leontes need to say sorry to?

Question 3:

What happens after an apology?

Answers on the next slide...

Recap: Apology Quiz



Answer 1:

Sorry

Answer 2:

Hermione

Answer 3:

You fix it

Match the words with the pictures

1.

Goal Scored!

a)



b)



2.

Sun Shines

3.

Dog Found

c)



d)



4.

Big Fire

Match the words with the pictures



c)



1.

Goal Scored!

b)



3.

Dog Found

a)



2.

Sun Shines

d)



4.

Big Fire

Key Vocabulary



Headline

The big title at the top of the news. It tells you the main idea.



Fact

Something that is true. It really happened.



Report

News writing: reports events.



Information

The details and facts you tell to people.

Today's Purpose



The Job

Write a headline and three facts about the statue coming to life.

Why?

This is news! People in Sicily need to know what happened.

Golden Thread

Knowledge: We find the facts and tell them clearly.

Model: The Statue Moves!

Headline

The Statue Moves!

Fact 1

The statue moved its hand.

Fact 2

The eyes opened wide.

Fact 3

The people ran away fast.



Fill in the blanks

The Queen is _____.

Word bank 

alive, sad, sleeping, stone

Answers on the next slide...

Fill in the blanks



The Queen is **alive**.

Word bank 

alive, sad, sleeping, stone

Success Steps



Tick as you go

1. **Write** the headline.
2. **Start** each fact with 'The'.
3. **Check** your spelling.

Anchor Point

Do: Write the news report.

Why: To tell the community.

Time: 15 minutes.

Word Bank

Use these words

- News
- Alive
- Queen
- Statue
- King
- Magic
- Real

Sentence Starter

'A big thing happened today...'





Independent Task

Write the 'Sicily News' Report

Write your headline and three facts now.

Remember

- **All:** Copy a simple 3-word headline.
- **Most:** Write three short facts starting with 'The'.
- **Some:** Use an exclamation mark to show surprise!

Discuss!



Review: Check Your Facts

Highlight the three facts you found in your writing. Are they true?

Discuss!



You might have said...

I found the fact about the statue moving.
I found the fact about the people watching.
My facts are short and clear.

Exit Ticket

What I learned

I learned how to write a _____.

What I will try next time

I will use more _____ words.

Great work today!





Asking for a Meeting

Writing a Formal Email to the King

Key Words



Email

A message sent on a computer.



Subject line

Short title. Tells you what the email is about.



Formal

Polite and serious.
For work or important people.



Recipient

The person who gets the message.

News Quiz

Answers on the next
slide...

What big thing happened in the last story?

1. The King went to sleep

2. The statue came to life

3. The sheep ran away

4. It started snowing

News Quiz



What big thing happened in the last story?

1. The King went to sleep

2. **The statue came to life**

3. The sheep ran away

4. It started snowing

Match the words with the pictures

1.

Hiya

2.

Dear

3.

Mate

4.

Sir

a)



b)



c)



d)



Match the words with the pictures



d)



1.

Hiya

b)



3.

Mate

a)



2.

Dear

c)



4.

Sir

Why Write an Email?

The Goal

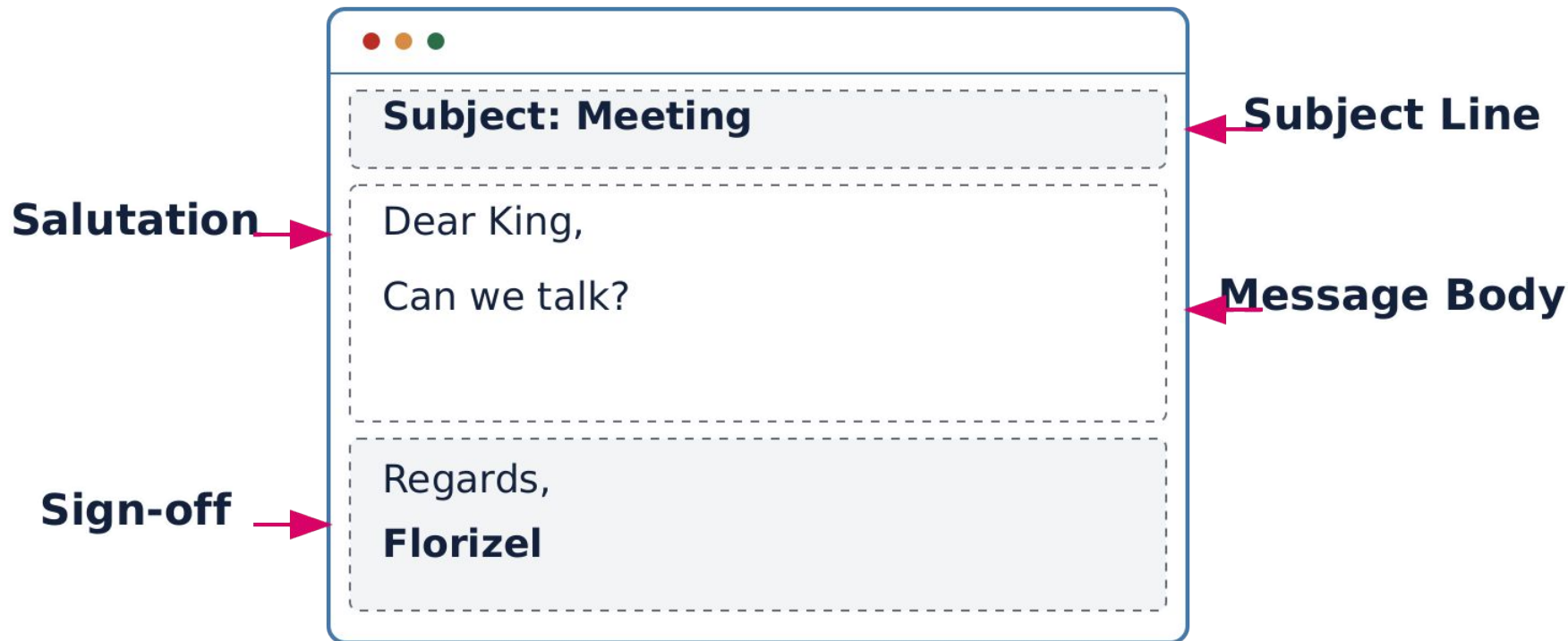
Florizel needs to fix things with the King.

The Tool

We use a **formal email**. It is clear and polite.



Email Model



Fill in the blanks

_____ King, I am writing to ask if we can meet. _____, Florizel.

Word bank 

Dear, Regards, Hi, Bye

Answers on the next slide...

Fill in the blanks



Dear King, I am writing to ask if we can meet. **Regards**, Florizel.

Word bank 

Dear, Regards, Hi, Bye

Success Steps

Tick 1

Type the **Subject** line.



Tick 2: Write one clear Ask.

Tick 3: Use a formal Sign-off.

Word Bank



Dear

Help

Talk

Meet

Please

Thanks

Regards

Sentence Starter

'I am writing to ask if...'

Your Turn



Write your email to the King.

1. Start with **Subject:**
2. Say **Dear King,**
3. Ask for a meeting.
4. Sign off with **Regards.**

True or False and why?

The subject line should be a long story.



TRUE



FALSE

Now it's time to explain why...

True or False and why?

The subject line should be a long story.



Why is that?

- a) False, because the subject line must be short and clear.
- b) True, because the King likes stories.

Answers on the next slide...


True or False and why?



The subject line should be a long story.



Why is that?

- a) False, because the subject line must be short and clear.
- b) True, because the King likes stories. 

Exit Ticket

What I learned

I can write a formal email.

What I will try next time

I will add a reason why it is urgent.





Setting Description

The Coast of Bohemia

Recap: Email Quiz

Answers on the next
slide...

Which part of an email tells us what it is about?

1. The Subject line

2. The Dear part

3. The sign-off

4. The date

Recap: Email Quiz



Which part of an email tells us what it is about?

1. The Subject line

2. The Dear part

3. The sign-off

4. The date

Discuss!



Do Now: How does it sound?

Close your eyes and listen to the waves. Pick the word that matches the feeling.

Discuss!



You might have said...

Scary

Peaceful

Loud

Key Words



Noun

A naming word. It tells us what we see. Examples:
Sea, Rock, Bear.



Verb

A doing word. It tells us what happens. Examples:
Crash, Run, Stand.



Feeling

A word about the mood. Examples: Cold, Dark,
Scary.

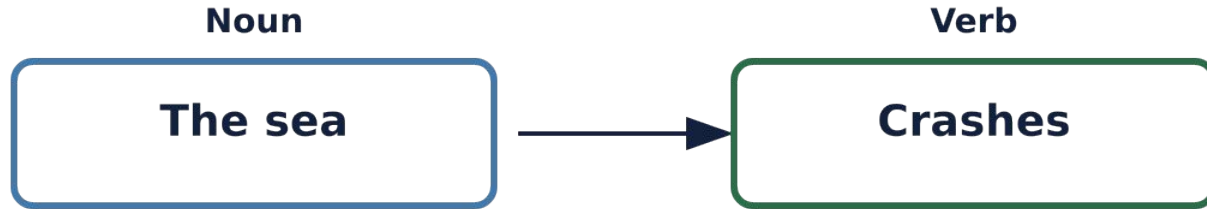
Our Model

Noun

The sea

Verb

Crashes



Feeling

It is scary.

Fill in the blanks

The bear _____ on the _____.

Word bank 

runs, rock, fly, sea

Answers on the next slide...

Fill in the blanks



The bear **runs** on the **rock**.

Word bank 

runs, rock, fly, sea

Check: Success Steps



1. Circle the noun (the thing).
2. Underline the verb (the action).
3. Read it out loud.

Your Task: The Beach

Write 3 sentences about the beach picture.

Start with:

1. The waves are...
2. The sky is...
3. The rocks...

Word Bank:

Sea, Sky, Bear, Rock, Run, Cold, Dark, Loud



True or False

A noun is a doing word.



TRUE



FALSE

Answers on the next slide...

True or False  



A noun is a doing word.



FALSE

No. A noun is a naming word. A verb is a doing word.

Extension Task



Use 'like' to make a comparison.
Example: The waves crash **like** lions.

Review: Circle the Verbs



Look at your sentences.

Circle all the 'doing' words (verbs) with a red pen.

Discuss!



Exit Ticket

1. What I learned today:
2. What I will try next time:

Discuss!



You might have said...

A noun names things.

A verb shows action.

I will add more detail.



Short Opinion

Was Leontes a Good King?

Key Words



Opinion

What you think about something.



Viewpoint

The way you see a situation.



Judgment

Making a choice about good or bad.

Do Now: Thumbs Up or Down?



Your Choice

Look at the dinner choices below.

1. **Fish and Chips**
2. **Pizza**
3. **Salad**

Vote


Put your **thumb up** if you like it.

Put your **thumb down** if you do not.


The Story So Far



Suspicion



The Accusation



Isolation

What makes a Good Leader?



A good leader is **kind**.

A good leader **listens**.

A good leader **trusts** friends.



A bad leader is **mean**.

A bad leader gets **angry** fast.

A bad leader does not say **sorry**.

Teach: How to Give an Opinion

The Formula

I think... (Your idea)

because... (Your reason)

The Model

I think he was mean because he was angry.

Fill in the blanks

I think he is sorry because _____.

Word bank 

he lost his family, he is sad, he wants to fix it, he is happy, he is rich

Answers on the next slide...

Fill in the blanks



I think he is sorry because **he lost his family**.

Word bank 

he lost his family, he is sad, he wants to fix it, he is happy, he is rich

Check: Quality Check



Success Steps

1. Did you start with **I think**?
2. Did you use the word **because**?
3. Did you give a clear **reason**?

Fix It

Check your spelling.

Read it out loud to a partner.

Independent: Write Your Opinion

Your Task

Was Leontes a good King?

Write a short paragraph.

Start with: In my opinion, Leontes is...

Use: because

Extension: What should he do next? Start with: **So...**



Discuss!



Review: Share Your View

Turn to your partner. Read your opinion to them.

Discuss!



You might have said...

Did you agree?

Did they use 'because'?

What was their reason?

Exit Ticket



What I learned

I learned how to give an opinion using...

What I will try next time

Next time I will...

Good work everyone!



Edit and Improve

Fixing mistakes in a story

Key Words



Edit

To fix mistakes in writing. Making it right.



Improve

To make writing better. Adding detail.



Punctuation

Marks like full stops and commas. They help reading.



Grammar

Rules for how words fit together.

True or False

You should always check your work for mistakes.



TRUE



FALSE

Answers on the next slide...

True or False



You should always check your work for mistakes.



TRUE

Checking your work helps you fix errors. It makes your writing clear for the reader.

Punctuation Kung Fu

Do Now

Stand up! Let's act out punctuation.

- **Full Stop:** A short, sharp punch! (Ha!)
- **Capital Letter:** Hands high up!
(Whoosh!)

Let's do it together.



The Purpose

Our Job Today

We are **editors**.

We need to find and fix mistakes in a story summary.

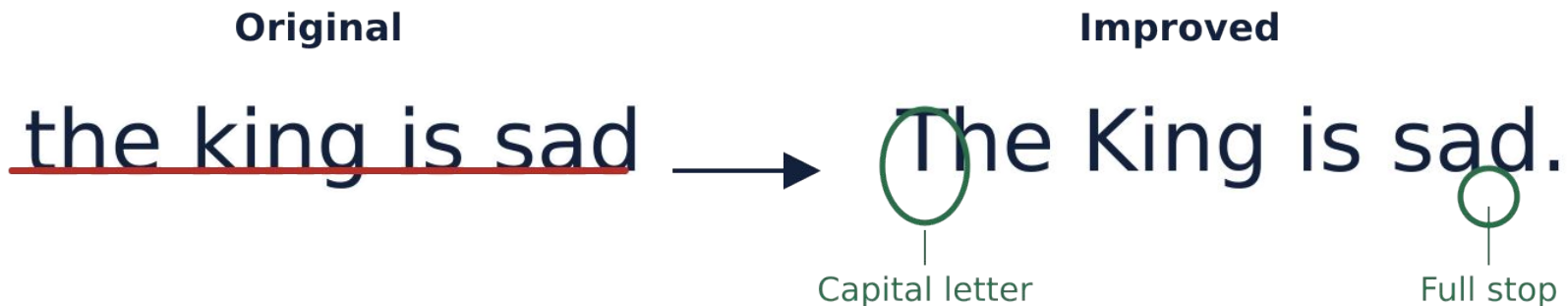
Why?

So the reader can read it easily.



Model: How to Fix It

Correct: The king is sad.



Right: The King is sad.

Let's Try One



Your Turn

Fix this sentence on the board:

hermione ran fast

Think

- What needs a capital letter?
- Where does the full stop go?

Independent Work

Edit the Summary

Get your **Winter's Tale** sheet.

Your Tasks

- **All:** Circle the missing capital letters.
- **Most:** Re-write two sentences with correct punctuation.
- **Some:** Add an adjective to make a sentence better.

Support

Word Bank: Capital, Stop, Letter, Sentence, Check, Fix, Better.



Quality Check

2 Minute Timer

Check your work.

- Do sentences start with a capital letter?
- Do sentences end with a full stop?
- Did you circle your changes?



Spot the Mistake

Answers on the next
slide...

Which sentence is correct?

1. the queen was happy

2. The Queen was happy.

3. The queen Was happy

4. the Queen Was happy.

Spot the Mistake



Which sentence is correct?

1. the queen was happy

2. **The Queen was happy.**

3. The queen Was happy

4. the Queen Was happy.

Review Your Work



Swap sheets with a partner.

1. Check if they found the capital letters.
2. Check if they added full stops.
3. Give them a tick for each correct fix.

Exit Ticket



What I learned

I found it easy to fix _____.

What I will try next time

I will remember to _____.



The Winter's Tale Showcase

Finish the story for the display

Key Words



Showcase

To show work to others.



Display

A board to show work.



Draft

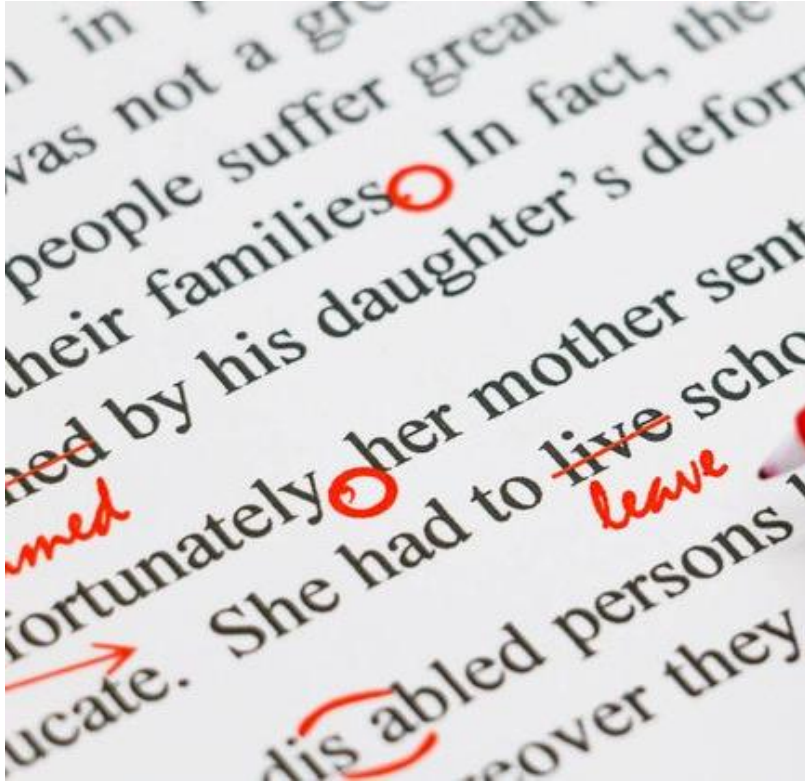
A rough try before the final copy.



Presentation

How the work looks.

Recap: Editing Quiz



Fix the Mistakes

1. the king is sad.

The King is sad.

2. the baby was lost.

The baby was lost.

3. hermione came back.

Hermione came back.

What did you fix?

We added **Capital Letters** and **Full Stops**.

Do Now: Choose the Best Paper


Pick the Right Paper

Look at the paper choices.

1. Crumpled paper.
2. Lined paper.
3. Plain white card.

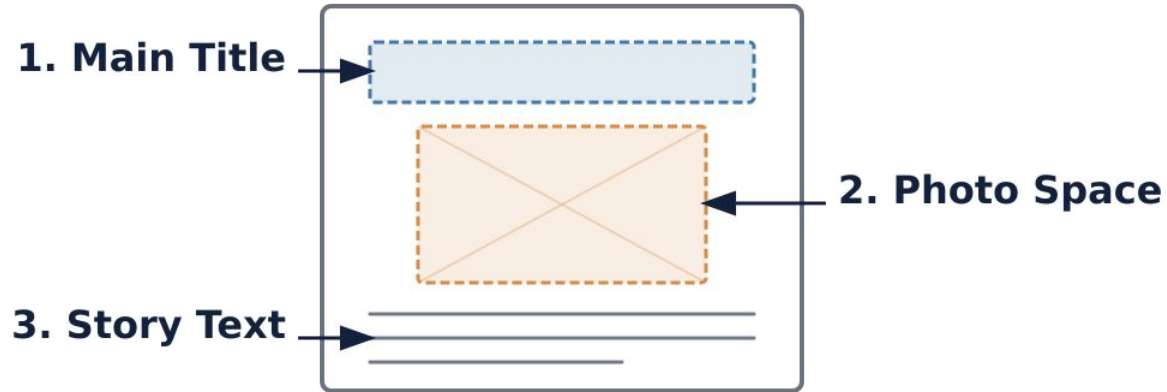
Which one is best for a **class display**?

Pick the one that looks neat.



Teach: How to Layout Your Page

The Title



2. Photo Space

Leave space in middle.

3. Story

Write text at bottom.

Where does the title go?

Answers on the next
slide...

Where should you write the title on your page?

1. At the very bottom

2. In the middle

3. At the very top

4. On the back

Where does the title go?



Where should you write the title on your page?

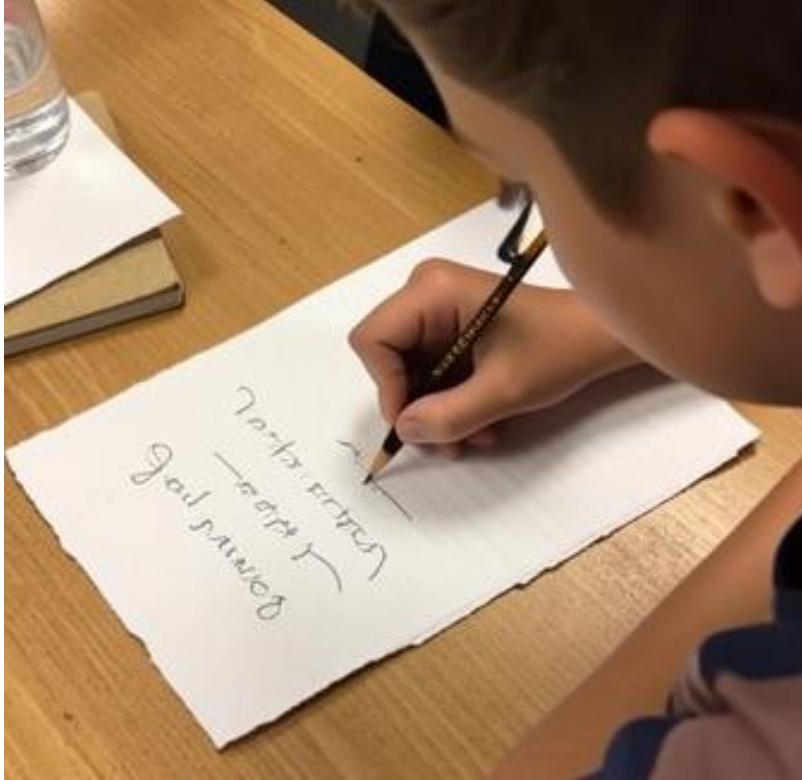
1. At the very bottom

2. In the middle

3. **At the very top**

4. On the back

Try: Draft Your First Sentence



Write a Rough Copy

Do not write on the good paper yet.

Sentence Starter:

'This is the story of...'

Word Bank:

Winter, Tale, King, Queen, Lost, Found, Alive, End.

Write one sentence about the story.

True or False

You should write on crumpled paper for the display.



TRUE



FALSE

Answers on the next slide...

True or False  



You should write on crumpled paper for the display.



FALSE

No. Use neat, flat paper so it looks good on the wall.

Review: Quality Check



2 Minute Timer

Check your work now.

Look for:

- Is the title at the top?
- Is there space for a photo?
- Are there full stops at the end?

Fix any messy bits.

Earwig Photos

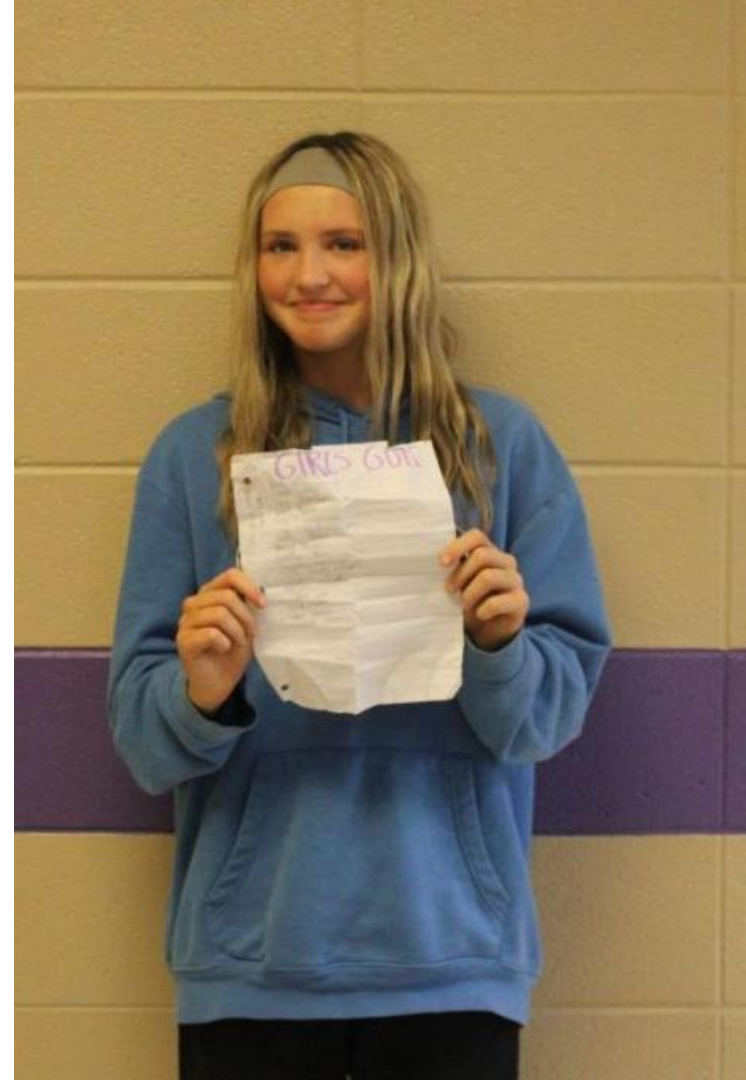
Time for a Photo

Hold up your finished work.

Say:

'I am proud of my neat writing.'

We will take a photo for your portfolio.



Exit Ticket

What I Learned

1. I learned to lay out a page.

What I Will Try Next Time

1. I will check my spelling more.

