

## ACT 5: SLEEPWALKING

### Key stage 2 National Curriculum Objectives:

Pupils will

- listen attentively to spoken language and show understanding by joining in and responding
- engage in conversations; ask and answer questions; express opinions and respond to those of others; seek clarification and help\*
- develop accurate pronunciation and intonation so that others understand when they are reading aloud or using familiar words and phrases\*
- write phrases from memory, and adapt these to create new sentences, to express ideas clearly

## CONTEXT/RESOURCES

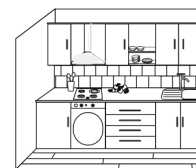
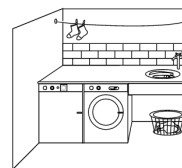
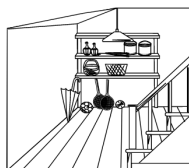




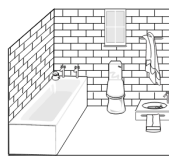

In Act V, Lady Macbeth sleepwalks through her castle. This French lesson aims to teach the name of rooms in houses.

For this task you may need printouts of various rooms such as bathrooms, bedrooms, kitchens etc

## MAIN TEACHING

1. Teach the names of rooms - go to 'Home - Rooms in the house' <https://www.french-games.net/> has a lesson and games on these.
2. Pair role play using the sentence stem "Je suis dans..." (= I am in ...) to describe which rooms they are in.
3. Once the children have memorised the names of rooms, they could label the rooms in the worksheet below.

Write the words for each room in French underneath each of the pictures below. Use the word bank to help you.



Une chambre  
Une salle de bains

Un sous-sol  
Une cuisine

Un salon  
Un garage

Une buanderie  
Un jardin

Une salle à manger  
Un bureau

# TAKING IT FURTHER

1. Teach different types of homes - go to 'Place - Homes' <https://www.french-games.net/> has a lesson and games on these.
2. Or teach about items in the bedroom - go to 'Home - My room' <https://www.french-games.net/> has a lesson and games on these.